



St. Marys Court, Kenilworth

£415,000

- Exclusive Town Centre Gated Development
- Four Bedrooms And Two Bathrooms Across Two Floors
- Attractive Rear Courtyard Garden
- Garage En Bloc With Parking In Front
- Offered With No Onward Chain
- Open Plan Dining Kitchen With Integrated Appliances
- EPC Rating C - 78
- Double Glazing And Gas Central Heating
- Modern Three Storey Mews House
- Warwick District Council Tax Band E

St Marys Court, Kenilworth CV8 1JH

An elegant three-storey mews residence, discreetly positioned within an exclusive gated development in the very heart of Kenilworth town centre. Offered for sale with no onward chain, the property combines refined living with modern comforts, including double glazing and gas central heating.

The thoughtfully arranged accommodation opens into a welcoming vestibule hallway, leading to a well-proportioned front reception room and an attractive open-plan kitchen and dining space, ideal for both everyday living and entertaining. An inner hallway provides access to a cloakroom and staircase rising to the first floor, which offers three generously sized bedrooms and a well-appointed family bathroom. Occupying the entire second floor is the impressive principal bedroom suite, complete with an en suite shower room and a sense of privacy away from the main living areas.

Externally, the property enjoys a charming and secluded courtyard garden, with gated access leading to the parking area and garage en bloc, ensuring both convenience and security.

Set within the vibrant centre of Kenilworth, the property is perfectly placed for immediate access to an excellent range of boutique shops, cafés, restaurants and local amenities, while still offering a private and peaceful residential environment — an ideal blend of town-centre sophistication and comfortable modern living.



4



2



2



C

Council Tax Band: E



APPROACH

With wrought iron fencing and gate, you approach across a paved pathway to the composite entrance door with coach light.

VESTIBULE

With coat hanging and door into the lounge.

LOUNGE

13'5" x 9'8"

With Georgian style double glazed window to the fore with a radiator beneath, feature stone fireplace with matching hearth and mantel. Coving to ceiling and ceiling light. A door leads into the internal hallway.

INNER HALLWAY

Dog leg staircase rises to the first floor landing, radiator, storage cupboard and doors into the kitchen and cloakroom.

CLOAKROOM

With a close coupled wc and pedestal wash hand basin, tiled floor and splash backs. Extractor fan.

DINING KITCHEN

10'0" x 13'5"

Comprehensively fitted with a range of modern wood-fronted wall and base units, complemented by stone-effect roll-top work surfaces incorporating an inset stainless-steel sink positioned beneath a double-glazed rear window. Coordinating tiled splashbacks enhance the finish. Integrated appliances include a built-in oven with four-ring gas hob and matching brushed-steel extractor canopy, flanked by twin display cabinets, along with a fridge freezer, dishwasher and washing machine. The space is finished with tiled flooring throughout. The adjoining dining area features uPVC French doors opening onto the rear garden, coving to the ceiling and a radiator

LANDING

Stairs rise to the second floor landing and all doors off to

BEDROOM TWO

13'7" x 7'7"

Two uPVC double glazed windows to the rear with a radiator beneath. Built in cupboard, bedside cabinets, chest of drawers and dressing table.

BEDROOM THREE

7'4" x 12'6"

UPVC double glazed window to the fore with a radiator beneath. Wardrobe, bedside cabinet and a chest of drawers.

BEDROOM FOUR/OFFICE

12'6" x 5'10"

UPVC double glazed window to the fore with a radiator beneath.

FAMILY BATHROOM

Fitted with a white suite that comprises a panelled bath with mixer taps, pedestal wash hand basin and a close coupled wc. Radiator, tiled floor and splash backs and an extractor fan.

MASTER BEDROOM

13'0" x 11'4"

Two Velux windows to the fore, radiator, built in double wardrobe. Bedside cabinets. Access to loft void.

SHOWER ROOM

With a frosted Velux window, pedestal wash hand basin, close coupled wc and a double shower cubicle. Radiator, towel rail, shaver point and airing cupboard.

REAR GARDEN

Paved with fencing to boundary. A gate leads you to the garages.

GARAGE EN BLOC

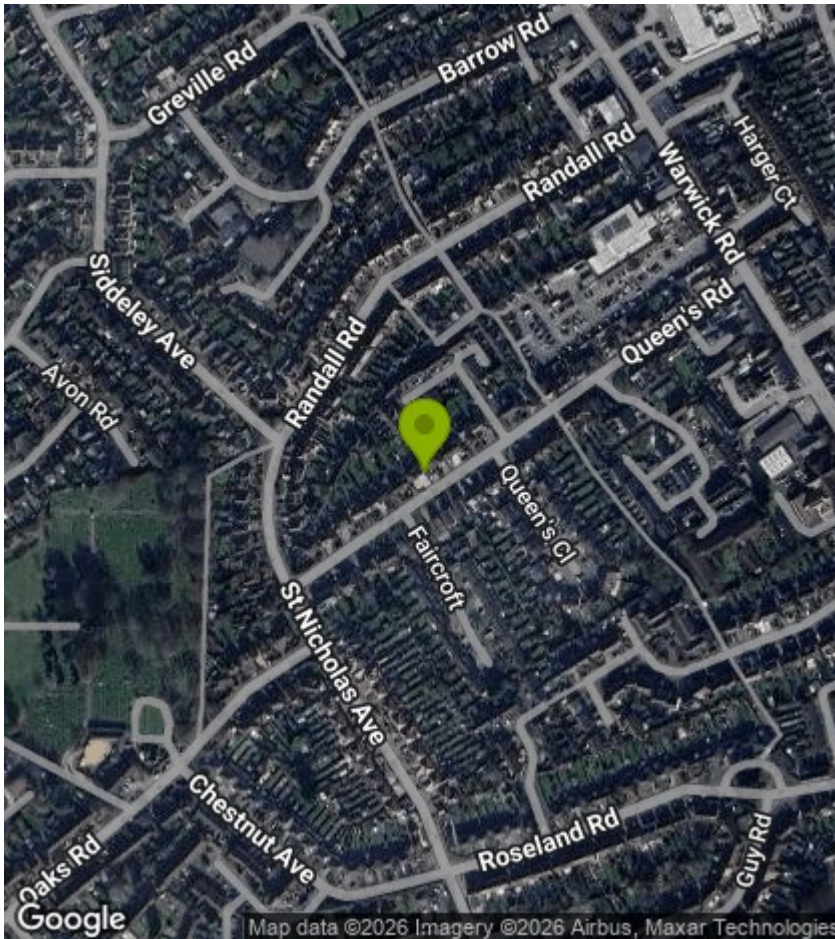
With up and over door and parking for one car in front.

TENURE INFORMATION

The property is Freehold. However the en bloc garage is leasehold and held on a 125 year lease from 3rd December 2003. The unexpired term being 102 years and an annual ground rent of £50 applies. The management company is Queens Garden Management Ltd. In addition there is a management charge of £45 per month payable for the upkeep of the common areas within the development.

FIXTURES AND FITTINGS


All fixtures and fittings as mentioned in our sales particulars are included; all others are expressly excluded.



Viewings

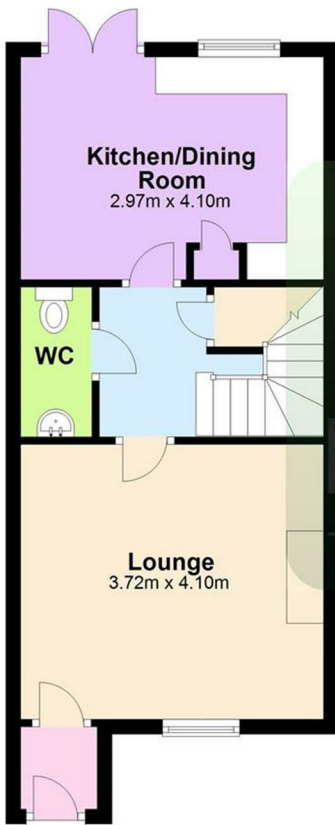
Viewings by arrangement only. Call 01926 857244 to make an appointment.

EPC Rating:

Energy Efficiency Rating		
	Current	Potential
Very energy efficient - lower running costs		
(92 plus) A		87
(81-91) B		
(69-80) C	76	
(55-68) D		
(39-54) E		
(21-38) F		
(1-20) G		
Not energy efficient - higher running costs		
England & Wales	EU Directive 2002/91/EC 	

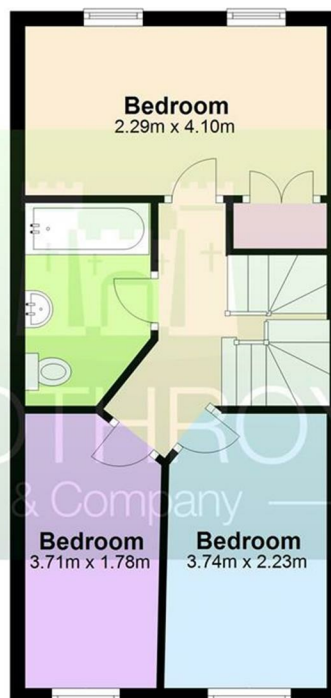
Ground Floor

Approx. 38.0 sq. metres



First Floor

Approx. 36.6 sq. metres



Second Floor

Approx. 25.9 sq. metres



Total area: approx. 100.6 sq. metres